



*Strategic National Stockpile
Dispensing Tabletop Exercise*




Purpose

This tabletop learning activity is an opportunity for public health nurses to gain skills in dispensing and/or administration of pharmaceuticals during a mass prophylaxis event




What is a Tabletop Exercise

- ✚ Informal group discussion stimulated by a scripted scenario
- ✚ Designed to promote exchange of ideas and stimulate thought
- ✚ Identifies issues to consider (e.g. policies, resources, communication, data, coordination)
- ✚ Familiarizes participants with roles, functions, plans, and procedures




Objectives of the Exercise

- ✦ Identify and discuss dispensing issues
- ✦ Identify the role of the Public Health nurse during mass prophylaxis
- ✦ Recognize and identify other people who need to be involved
- ✦ Identify improvements needed in local dispensing policies and plans
- ✦ Identify additional learning needs—this exercise is a tool for both DHSS and participants




Schedule

- ⊕ Approx. one hour and 10 minutes-work on exercise
- ⊕ 30 minutes for discussion with large group




Instructions

- Divide into groups
- Quickly select one person to facilitate the discussion and one person to record and report to the large group
- You will be given a scenario and tasks and situations to solve
- Use information packet as a resource
- Work as a group
- Record as instructed on flip charts
- You will have 1 hour and 10 minutes to complete the exercise—discussion with the large group will follow



Scenario


A biological terrorist event has occurred. The agent has been identified as anthrax. The potential Number of exposed individuals is 500,000. Missouri has received medication from the Strategic National Stockpile and it has been delivered to the local level. The dispensing site in your local area has been activated.



Task # 1

Using the floor plans you were given:


- ✦ Identify flow pattern including _____ stations
- ✦ Assign appropriate type of staff for each station



Task # 2

Using the history form you are given:


- ✦ Determine stations the person will go through and medication to be given
- ✦ Record on flip chart



Task # 3

You will be given a card with a situation.

- ✿ Discuss the situation as a group
- ✿ Determine what you would do to deal with the issue
- ✿ Record brief summary of situation and response on flip chart



Task # 4

Be prepared to discuss with large group:

- ✚ Your situation and your plan for responding
- ✚ Problems or issues you had not thought about before the situation
- ✚ Additional information you need
- ✚ Next steps—what will you do when you go back to work